












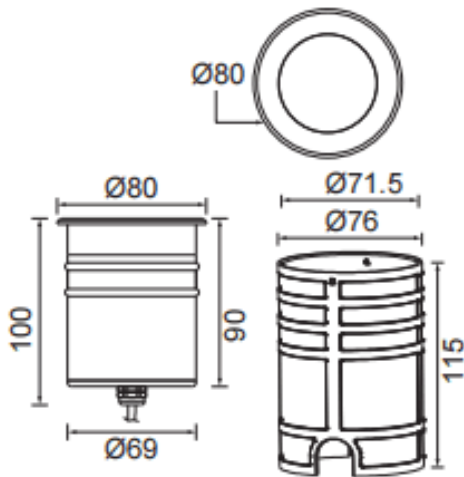
DRIVE ON R

Item code	86.OI09.2331.07
Product type	Outdoor
Category	Recessed Inground Floor
Family	DRIVE ON
Subfamily	DRIVE ON R
Pictograms	 50 Hz 220 V 240 V  850°       

Dimensions

Product dimensions (mm)	Ø80mmx100mm
-------------------------	-------------

Scheme



Product	
Real power (W)	10
Real luminous flux (Lm)	720
Luminous efficiency (Lm/W)	72
Beam angle (°)	36
Life time (h)	50000h L80B10
IP	67
Control gear	ON-OFF
Colour temperature (K)	3000
Colour consistency (SDCM)	SDCM3
CRI	80
IK	IK10

Photometry

